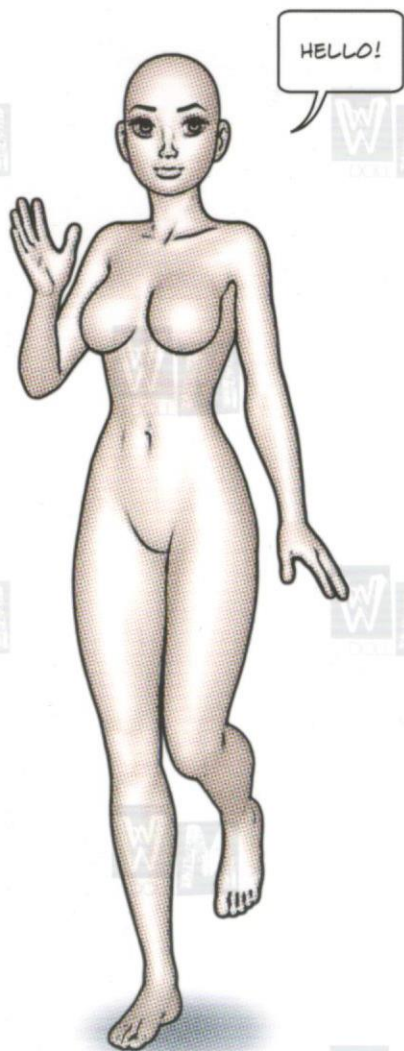
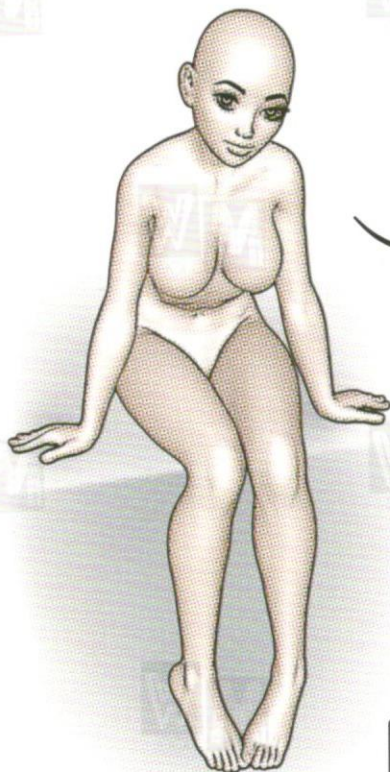


TPE Doll User Guide



www.wmdolls.com

Product Overview



MY NAME IS WILMA AND I WAS GIVEN THE HONOR AND PLEASURE TO SHOW YOU HOW TO PROPERLY USE THE HIGH QUALITY REALISTIC TPE DOLL YOU HAVE PURCHASED! BUT FIRST, LET'S SEE WHAT A TPE DOLL IS MADE OF...

THE EXTERIOR LAYER OF A WM DOLL IS MADE OF HIGH STANDARD ELASTIC TPE (THERMOPLASTIC ELASTOMER).

TO SUPPORT THIS BODY A STURDY CRAFTED METAL SKELETON IS REQUIRED AS WELL AS A HARD EPOXY RESIN SKULL FOR THE HEAD.

ALL MATERIALS COMPLY WITH HEALTH & SAFETY STANDARDS AND ARE HARMLESS TO HUMANS AS WELL AS BEING ENVIRONMENTALLY FRIENDLY.

DURING MANUFACTURING, THE SKELETON WITHIN THE TWO PART MOLD IS MOUNTED AND POSITIONED AT PRECISE POINTS.

MANY SUPPORT WIRES ARE NEEDED TO ENSURE THAT THE METAL SKELETON IS PERFECTLY ALIGNED DURING THE INJECTION OF THE TPE MATERIAL IN IT'S LIQUID FORM.

BECAUSE OF THIS, THERE WILL BE SOME SMALL FILLINGS ON SOME LOCATIONS AS WELL AS A FAINT MOLD LINE AROUND THE WHOLE BODY BUT THIS CAN NOT BE CONSIDERED AS A MANUFACTURING DEFECT!

I MAY NOT BE PERFECT...


BUT WHO IS?



Posing Instructions

IF YOU WANT ME TO SATISFY YOU AS LONG AS POSSIBLE, YOU BETTER READ MY USER MANUAL...

... AND DON'T JUST LOOK AT THE PICTURES!



UNLIKE A COMMON DISPLAY MANNEQUIN, THE FINELY CRAFTED SKELETON AND THE ELASTICITY OF TPE ALLOWS A WM DOLL TO POSE IN AN ALMOST UNLIMITED NUMBER OF POSITIONS.

THIS OF COURSE CAN BE USED TO GOOD ADVANTAGE AND WITH SOME ARTISTIC SENSE IT IS POSSIBLE TO MAKE HER LOOK VERY HUMAN!

A REALISTIC TPE DOLL CAN BE USED FOR MANY PURPOSES SUCH AS PHOTOGRAPHIC MODEL, SYNTHETIC COMPANION, STANDALONE ARTWORK AND MUCH MORE...

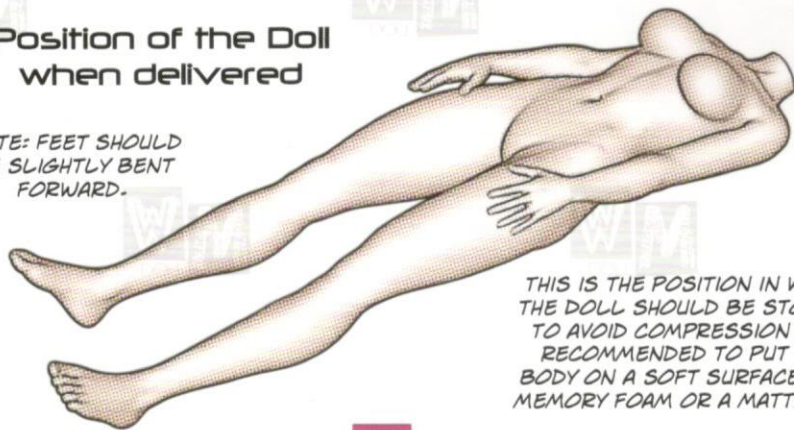
TO INCREASE DURABILITY IT IS NOT RECOMMENDED TO LEAVE A WM TPE DOLL IN THE SAME POSITION FOR LONGER PERIODS EXCEPT FOR THE DEFAULT POSE IN WHICH SHE WAS DELIVERED OF COURSE.

ALTHOUGH THE ELASTICITY OF TPE IS QUITE EXTRAORDINARY, EXCESSIVE STRETCHING OF THE MATERIAL, ESPECIALLY FOR LONG PERIODS, MIGHT RESULT IN DEFORMATIONS.

IF THE DOLL IS NOT TO BE USED, PLEASE REPOSITION THE MODEL IN ITS ORIGINAL POSITION WITH HANDS TURNED DOWNWARDS.

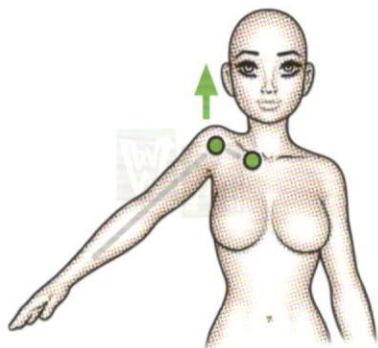
Position of the Doll when delivered

NOTE: FEET SHOULD BE SLIGHTLY BENT FORWARD.

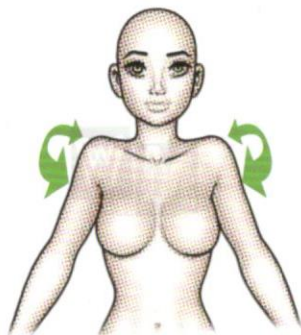


THIS IS THE POSITION IN WHICH THE DOLL SHOULD BE STORED. TO AVOID COMPRESSION IT IS RECOMMENDED TO PUT THE BODY ON A SOFT SURFACE LIKE MEMORY FOAM OR A MATTRESS.

Shrugging shoulders:

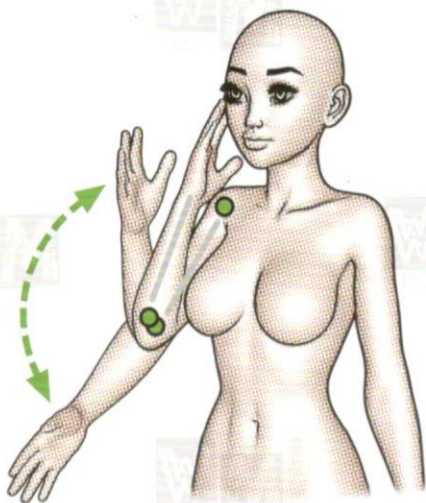


THE WM SKELETON FEATURES THE SHRUGGING SHOULDERS OPTION AS STANDARD. THIS ALLOWS A MORE REALISTIC POSITIONING OF THE UPPER ARMS MAKING THE DOLL LOOK EVEN MORE NATURAL AND HUMAN LIKE WHEN POSING. THE SHOULDERS CAN ALSO MOVE

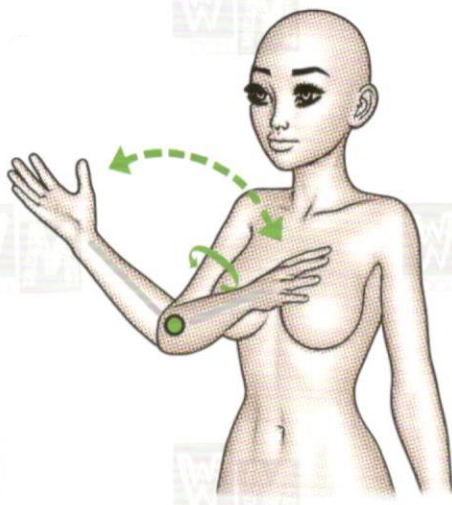


SLIGHTLY FORWARD AND BACKWARD, ABOUT 15 DEGREES. PLEASE TAKE SOME TIME TO LEARN HOW THE HINGES WORK IN THAT AREA BEFORE ATTEMPTING TO REPLICATE COMPLEX POSES. IN GENERAL, POSING A TPE DOLL SHOULD BE DONE VERY CAREFULLY!

Forearm:

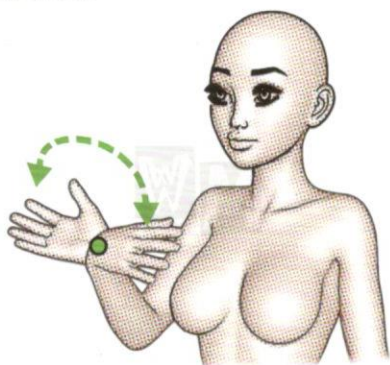


THE DOLL'S LOWER ARMS CAN MOVE UP BUT BECAUSE WE SET MOVEMENT LIMITATIONS ON THE ELBOW IT CAN NOT BEND IN THE OTHER DIRECTION (JUST LIKE A REAL HUMAN).

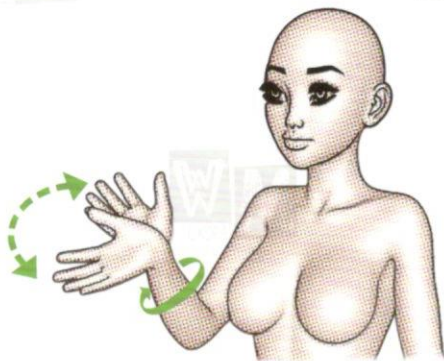


THE DOLL'S FOREARM CAN ROTATE WITHOUT LIMITATIONS BUT IT IS NOT RECOMMENDED TO MAKE IT TURN FURTHER THAN A FEW DEGREES. NEVER ROTATE A FULL TURN!

Hand:

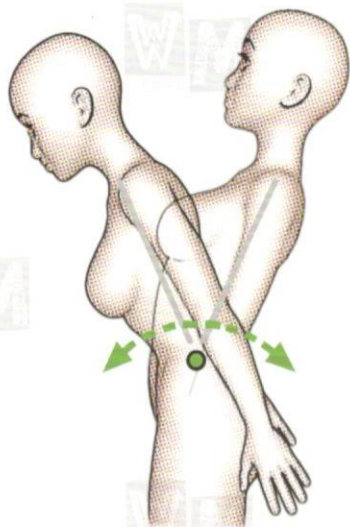


THE DOLL'S HAND CAN FOLD INWARDS AND OUTWARDS AT 45 DEGREES. THE DOLL'S HAND CAN ALSO ROTATE.

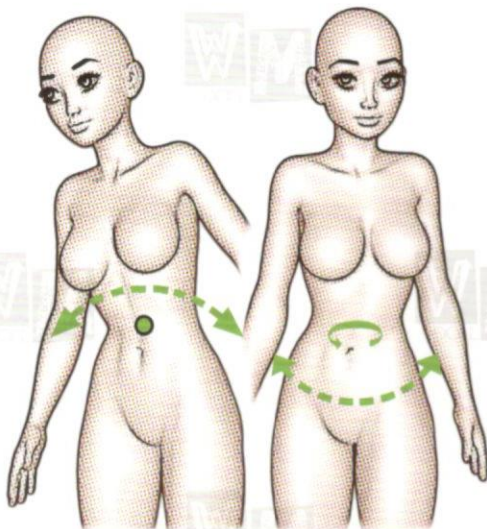


BUT DO NOT EXCEED 45 DEGREES IN EACH DIRECTION FROM THE STARTING POINT. NEVER ROTATE A FULL TURN!

Waist:

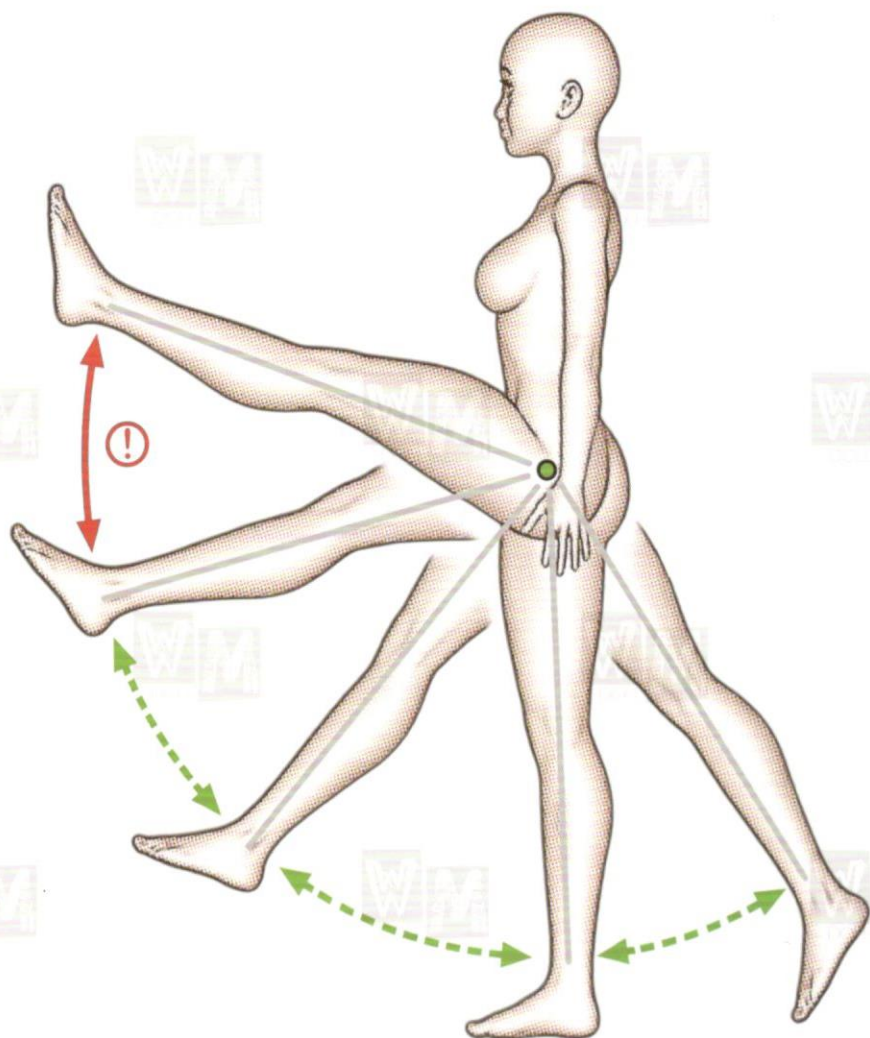


THE WAIST CAN FOLD FORWARD AND BACKWARD WITH A LIMIT SET AT ABOUT 40 DEGREES. WHEN THE BODY ROTATES RIGHT AND LEFT, THE ANGLES ARE LIMITED TO 40 DEGREES AS WELL. BEWARE: WHEN THE WAIST IS BENT AND



ROTATED SIMULTANEOUSLY, THE LIMITS ARE GREATLY REDUCED! THE DOLL'S WAIST CAN ALSO BEND SIDWAYS TO THE LEFT AND RIGHT. HORIZONTALLY, THE ANGLES FOR THIS ARE LIMITED TO 30 DEGREES.

Leg:

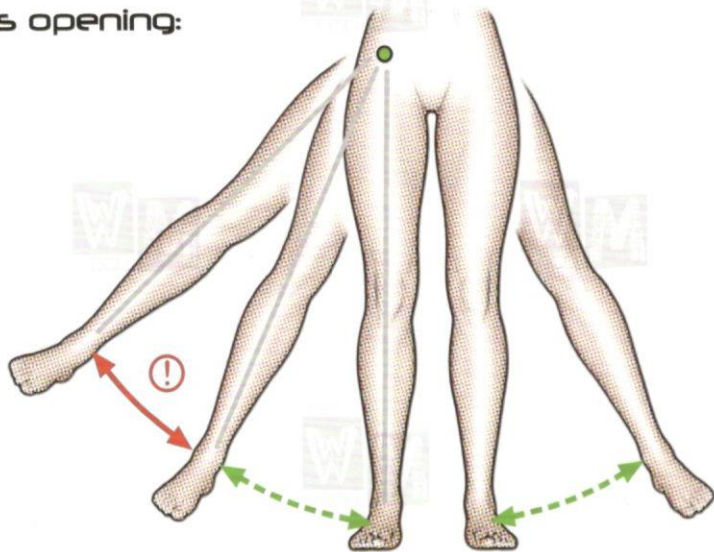


THE THIGHS OF A WM DOLL CAN BEND UP TO AN ANGLE OF 120 DEGREES FOR A SHORT PERIOD OF TIME. BE AWARE THOUGH THAT IN THIS CASE THE TPE MATERIAL WILL BE SUBJECTED TO A SIGNIFICANT AMOUNT OF STRESS WHICH CAN CAUSE TEARING. PLEASE USE SUCH EXTREME POSING MODERATELY!

THE THIGHS OF A WM DOLL CAN ALSO BEND BACKWARDS TO AN ANGLE OF 30 DEGREES.

IN ANY CASE, DON'T LEAVE THE LEGS OF A WM DOLL FOLDED OVER THE BODY FOR TOO LONG. OTHERWISE UNSIGHTLY CREASES CAN APPEAR QUITE RAPIDLY IN THE GROIN AREA!

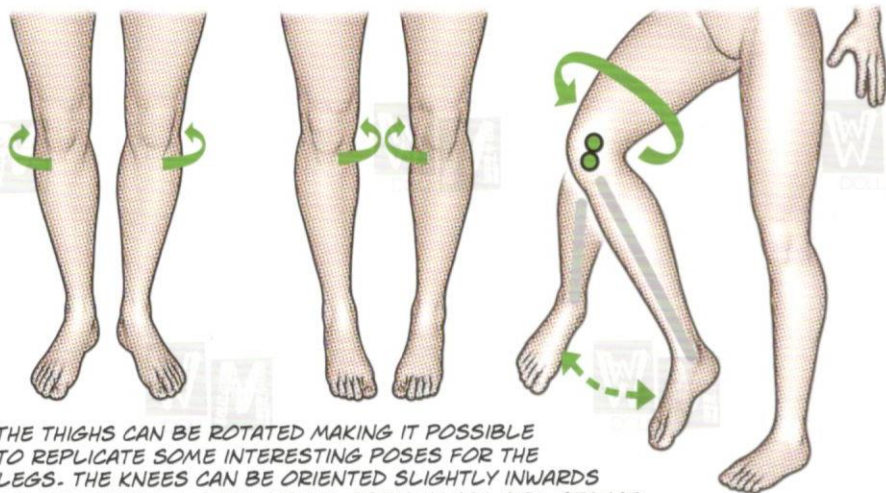
Legs opening:



THE TOTAL OPENING ANGLE OF THE LEGS OF A WM DOLL SHOULD NOT EXCEED 120 DEGREES. WE DON'T RECOMMEND OPENING THE DOLL'S THIGHS TOO WIDE AS THE ACTION CAN PRODUCE MUCH TOO PULLING

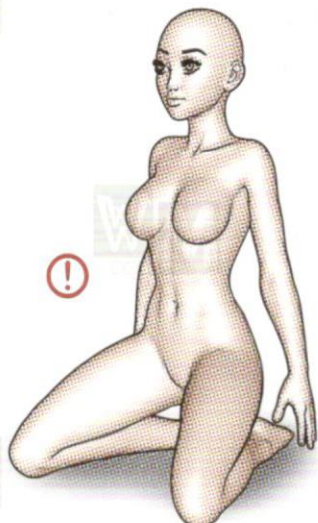
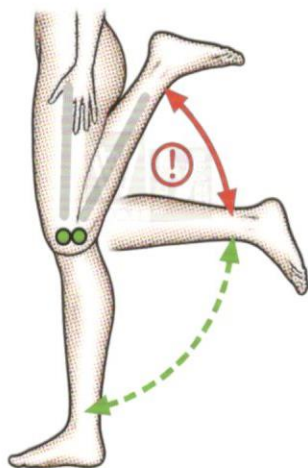
FORCE ON THE DOLL'S TPE WHICH CAN CAUSE DAMAGE. A SAFE LEG OPENING ANGLE IS 50 DEGREES AT MOST TO BOTH SIDES AND NOT OVER 15 DEGREES OF THE BODY'S VERTICAL LINE TO THE INSIDE.

Lower Leg:



THE THIGHS CAN BE ROTATED MAKING IT POSSIBLE TO REPLICATE SOME INTERESTING POSES FOR THE LEGS. THE KNEES CAN BE ORIENTED SLIGHTLY INWARDS TO GIVE THE DOLL THAT TYPICAL ASIAN MANGA GIRL STANCE. TO ROTATE THE THIGHS, IT IS RECOMMENDED TO BEND THE LOWER PART OF THE LEG BACKWARDS AND THEN ROTATE IT. A FEW DEGREES ARE ENOUGH.

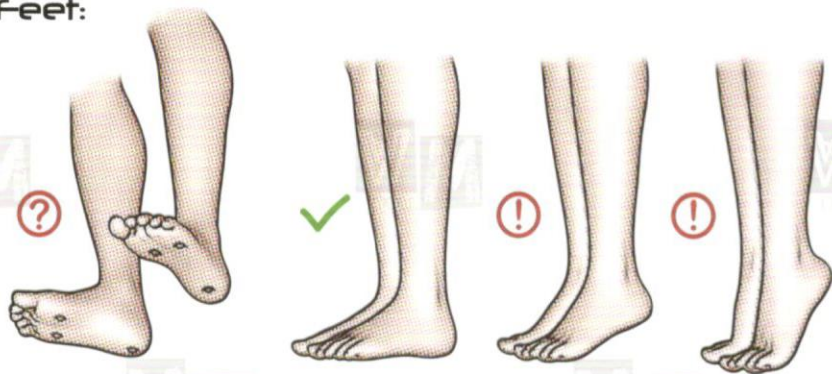
Lower Leg:



THE LOWER LEGS CAN BE BENT BACKWARD TO THE MAXIMUM OF 150 DEGREES THANKS TO THE DOUBLE HINGED KNEE SYSTEM, BUT THE RECOMMENDED ANGLE IS 100 DEGREES. THE KNEES CAN NOT BE BENT FORWARD LIKE IT IS THE CASE FOR REAL HUMAN.

WITH THE DOUBLE HINGED KNEES IT IS POSSIBLE TO POSE THE DOLL IN THE POSE ILLUSTRATED ABOVE. HOWEVER DON'T LEAVE THE DOLL IN SUCH A POSITION FOR TOO LONG AND DO NOT PLACE HER ON A HARD SURFACE! THIS MAY CAUSE PERMANENT DAMAGE TO THE KNEES.

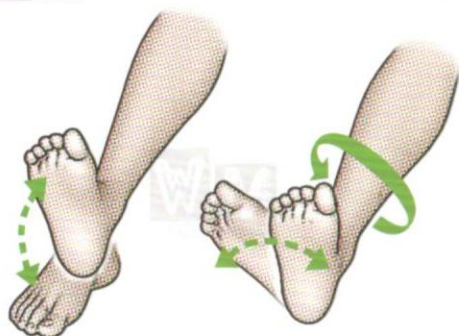
Feet:



IF YOU CHOSE THE STAND UP OPTION YOU WILL NOTICE THREE BOLTS PROTRUDING THROUGH THE BOTTOM OF EACH FOOT. THESE ARE MEANT TO ACT AS POINT OF CONTACT WITH THE GROUND. A DOLL WITHOUT THESE BOLTS CAN NOT STAND ON HER FEET!

WOMEN WEARING HIGH HEEL SHOES CAN BE VERY ATTRACTIVE. HOWEVER IT IS NOT RECOMMENDED TO STAND A WM DOLL IN HIGH HEELS. FEET SHOULD ALWAYS BE FLAT WITH THE SIX BOLTS TOUCHING THE GROUND WHEN ATTEMPTING TO POSE THE DOLL UPRIGHT.

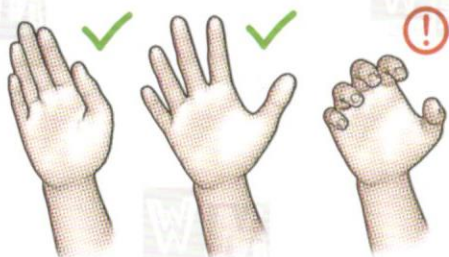
Foot:



THE FOOT CAN BE BENT FORWARD, SIDWAYS TO BOTH SIDES AND UP JUST A LITTLE BIT.



Hand:



EACH TPE FINGER OF A WM DOLL IS INTERNALLY SUPPORTED BY A WIRE. WE RECOMMEND TO NOT BEND THE WIRES TO OFTEN AS THIS CAN CAUSE BREAKAGE. THE HANDS CAN NOT HOLD HEAVY OBJECTS AND YOU SHOULD NEVER POSE YOUR DOLL SO THAT HER FULL WEIGHT RESTS ON THE PALMS OF HER HANDS! THIS MAY CAUSE PERMANENT DAMAGE TO THE TPE.

THERE SHOULD BE A CERTIFICATE OF AUTHENTICITY STICKER PASTED HERE WITH THE UNIQUE CODE NUMBER OF YOUR GENUINE WM DOLL.

IF IT IS MISSING, PLEASE LET US KNOW BY USING THE CONTACT FORM AVAILABLE AT OUR OFFICIAL WEBSITE: WWW.WMDOLLS.COM

Maintenance instructions

Cleaning:

- PLEASE WASH YOUR DOLL'S ORIFICES WITH SOAP AND WATER AFTER EVERY USE. MAKE SURE YOU DRY THEM WELL AFTER WASHING. THIS WILL HELP PREVENT THE GROWTH OF BACTERIA AND HARMFUL MOLDS.
- WHEN CLEANING YOUR DOLL, FIRST REMOVE THE HEAD AND WASH IT SEPARATELY. WE DON'T RECOMMEND TO SUBMERGE YOUR DOLL'S BODY AND HEAD IN WATER AS IT MAY SEEP INSIDE AND REACH THE SKELETON CAUSING RUST. INSTEAD, USE A WET CLOTH AND MILD ANTIBACTERIAL SOAP WITH A MODERATE AMOUNT OF WATER.
- AFTER WASHING, TO DRY YOUR DOLL, PAT THE SKIN GENTLY WITH A SOFT TOWEL. PLEASE DO NOT APPLY TOO MUCH PRESSURE ON THE SURFACE, AS THIS CAN SCRATCH THE DELICATE SKIN. NEVER USE A HAIR DRYER AS HEAT CAN DAMAGE THE TPE! WHEN THE DOLL IS COMPLETELY DRY, FOLLOW WITH A LIGHT DUSTING OF RENEWAL POWDER APPLIED WITH A BRUSH TO KEEP HER SKIN VELVETY.

Skin Care:

- TACKY TPE SKIN WILL ATTRACT EVERY DUST AND DIRT PARTICLE! IF THE SKIN BECOMES TACKY AFTER USE, LIGHTLY DUST YOUR DOLL WITH RENEWAL POWDER.
- PLEASE MAKE SURE THAT ANY FABRICS THAT COME INTO CONTACT WITH YOUR DOLL (SUCH AS CLOTHING AND BEDSHEETS) ARE COLOR TRANSFER RESISTANT. FABRIC COLORS OR PATTERNS THAT BLEED MAY STAIN OR CAUSE DISCOLORATION TO YOUR DOLL AND WILL BE DIFFICULT OR EVEN IMPOSSIBLE TO REMOVE. MAKE SURE TO WASH ALL CLOTHING BEFORE PUTTING THEM ON YOUR DOLL TO MINIMIZE COLOR BLEEDING. IN DOUBT, TEST THE FABRIC WITH A TPE SAMPLE BEFORE USE.
- TPE CAN LEACH OILS WHICH CAN STAIN POROUS SURFACES LIKE UNFINISHED WOOD AND LEATHER. BE CAREFUL ABOUT WHERE YOU PLACE YOUR DOLL!
- IN THE EVENT OF A STAIN, ONLY USE STAIN REMOVER SOLD BY WM DOLLS OR A TRUSTED DOLL VENDOR. DO NOT USE ANY OTHER CLEANERS OR AGENTS ON YOUR DOLL TO REMOVE STAINS AS IT COULD SEVERELY DAMAGE YOUR DOLL'S SKIN!
- DIRT AND MAKE UP STAINS CAN BE REMOVED WITH MINERAL OIL, MAKE UP REMOVER OR A NORMAL WASH.
- AVOID EXPOSING THE DOLL TO SUNLIGHT FOR EXTENDED PERIODS OF TIME. SUNLIGHT WILL AGE THE TPE, SHORTENING THE LIFESPAN OF YOUR DOLL.
- DO NOT LEAVE YOUR DOLL SITTING OR LIMBS FLEXED FOR PERIODS OF TIME AS CREASES WILL DEVELOP WHERE THE SKIN FOLDS. IF CREASES OR PRESSURE MARKS APPEAR ON YOUR DOLL, YOU CAN REMOVE THEM BY RESTING A WARM CLOTH OR TOWEL ON THE AFFECTED AREA.

Sexual Use:

- PLEASE USE ONLY WATER-BASED LUBRICANT, AS SILICONE OR PETROLEUM BASED OILS CAN BREAK DOWN YOUR DOLL'S SKIN.
- PLEASE DON'T POSE YOUR DOLL IN CERTAIN POSITIONS THAT PUT TOO MUCH PRESSURE ON THE WRISTS. IN POSITIONS SUCH AS DOGGY STYLE, SUPPORT YOUR DOLL'S WEIGHT WITH A PILLOW INSTEAD OF HER WRISTS.
- AVOID USING SHARP OBJECTS, EXTREME STRETCHING OF LIMBS AND EXCESSIVE KNEADING. BE GENTLE WITH YOUR DOLL LIKE YOU WOULD WITH A REAL WOMAN!

IF YOU HAVE ANY QUESTIONS ABOUT THE MAINTENANCE OR USE OF YOUR WM DOLL, PLEASE DO NOT HESITATE TO CONTACT YOUR VENDOR FOR FURTHER ASSISTANCE.